

# SCOTS<sup>®</sup>

## Long Life Tek<sup>®</sup> Fasteners

The Original Buildex Scots 300 Stainless Steel Encapsulated









Head will never rust .... EVER!!!!



### Applications

-  Panel over blanket insulation to steel frame.
-  Roof curb to structural steel.
-  Standing seam roof system endlaps.
-  Stitch roof and wall sidelaps.
-  #17 diameter replacement screw for #12 and 1/4 diameter fasteners.

### Product Features

-  For improved appearance and extra life an integral design controls the EPDM rubber washer.
-  Combines 300 series stainless steel exterior with the strength of carbon steel.
-  300 series stainless most preferred for galvalume long life panels.
-  Maximum sealing and corrosion protection.
-  Point has precise cutting edges to improve drill performance with less effort.
-  Non-walking point provides fast material engagement.
-  Point to thread design maximizes pullout performance and minimizes backout.
-  Drills and taps in the broadest range of applications.

### Product Specifications

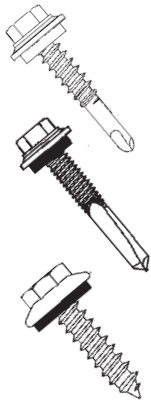
Diameter .....	#12, 1/4 and #17
Thread Form .....	12-14 12-24 1/4-14 1/4-28 17-14
Head Style .....	5/16" HWH (300 Series Stainless)
Washer Style .....	9/16" O.D. Integral
Drill Point .....	Teks 1 Teks 2 Teks 5 Type AB
Finish .....	Climaseal <sup>®</sup> Available with P <sup>3</sup> powder paint

### Head Style

Scots Head



## Selector Guide



Part Number	Description	Head Style	Drill Point	Drill & Tap Capacity	Max. Material Attachment	Box Qty	Applications
1165253	12-14 x 1"	HWH	#3	.036-.210	.310	2,500	<ul style="list-style-type: none"> <li>Panel over blanket insulation to steel frame.</li> <li>Roof curb to structural steel.</li> </ul>
1167253	12-14 x 1-1/4"	HWH	#2	.036-.210	.560	2,500	
1706053	12-14 x 1-1/4"	HWH (3/8" AF)	#2	.036-.210	.560	2,000	
1168253	12-14 x 1-1/2"	HWH	#2	.036-.210	.790	2,000	
1907053	12-14 x 1-1/2"	HWH (3/8" AF)	#2	.036-.210	.790	2,000	
1163000	12-24 x 2"	HWH	#5	.125-.500	1.000	1,500	<ul style="list-style-type: none"> <li>Standing seam roof system endlaps.</li> <li>Stitch roof and wall sidelaps. SSR endlaps.</li> </ul>
1788000	1/4-28 x 4"	HWH	#5	.125-.500	3.000	500	
1387253	1/4-14 x 7/8"	HWH	#1	.018-.095	.320	2,500	
1175153	1/4-14 x 1-1/8"	HWH	#1	.018-.095	.395	2,500	
1616000	1/4-14 x 1-1/4"	HWH	#3	.036-.210	.630	2,000	
1178253	1/4-14 x 3/4"	HWH	AB	.012-.048	.435	2,500	<ul style="list-style-type: none"> <li>Replacement screw for #12 and 1/4 diameter fasteners.</li> </ul>
1180225	17-14 x 1"	HWH	AB	-	.686	1,500	

## Performance Data

Pullout Values (average lbs. ultimate)											
Fastener		Steel Gauge									
Dia.	Pt.	26	24	22	20	18	16	14	12	3/16	1/4
12	2	156	243	283	375	605	848	1181	1856	3520	-
12	5	-	-	-	-	-	-	-	1527	3701	3999
1/4	5	-	-	-	-	-	-	-	1507	3300	5059
1/4	1	208	329	428	562	800	1151	-	-	-	-
	AB	235	365	496	597	702	926	1180	1690	3446	4212
17	AB	225	261	350	442	553	752	1122	1716	3523	4250

Fastener Values			
Fastener (dia-tpi)	Tensile (lbs. min.)	Shear (avg. lbs. ult.)	Torque (min. in. lbs.)
12-14	2778	2000	92
12-24	3188	2200	130
1/4-14	4060	2600	150
1/4-28	5577	3310	234
17-14	5300	3200	180

Sheet Steel Gauges								
Gauge No.	12	14	16	18	20	22	24	26
Decimal Equivalent	.105"	.075"	.060"	.048"	.036"	.030"	.024"	.018"

Shear Values (average lbs. ultimate)											
Fastener		Steel Gauge (lapped)									
Dia.	Pt.	26	24	22	20	18	16	14	1/8	3/16	1/4
12	2	365	600	623	898	1370	1758	2138	2202	-	-
12	5	-	-	-	-	-	-	-	2700	2720	2762
1/4	5	-	-	-	-	-	1597	2005	2350	2792	3310
1/4	1	511	849	885	1244	1764	-	-	-	-	-
	AB	422	482	669	889	1157	-	-	-	-	-
17	AB	459	745	989	958	1415	-	-	-	-	-

The values listed are ultimate averages achieved under laboratory conditions and apply to Buildex manufactured fasteners only. Appropriate safety factors should be applied to these values for design purposes.

## Installation Guidelines

- A standard screwgun with a depth sensitive nosepiece should be used to install Tekes. For optimal fastener performance, the screwgun should be a minimum of 6 amps and have an RPM range of 0-2500.
- Adjust the screwgun nosepiece to properly seat the fastener.
- New magnetic sockets must be correctly set before use. Remove chip build-up as needed.
- Overdriving may result in torsional failure of the fastener or stripout of the substrate.
- The fastener must penetrate beyond the metal structure a minimum of 3 pitches of thread.

### Properly Seated Washers

